



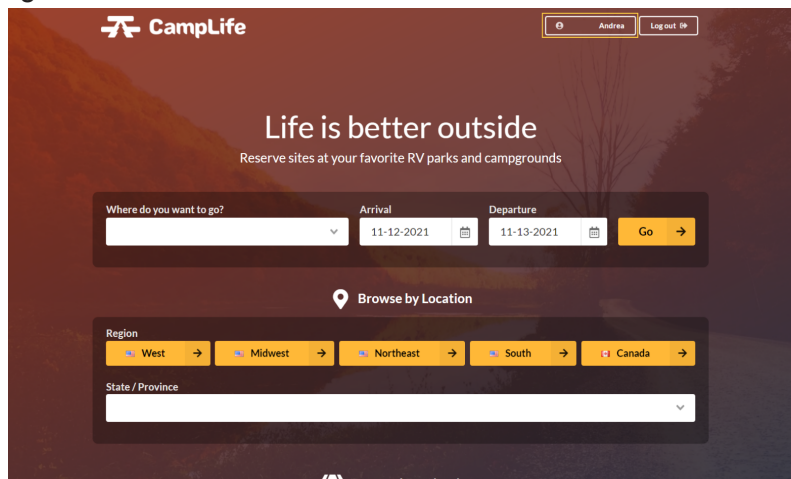
Outdoor Adventures

# HOW TO CANCEL A RESERVATION IN CAMPLIFE

*\*If you are canceling 14 days or less from your arrival date, you cannot cancel via CampLife. You must call Member Services and cancellation fees may still apply. If you are canceling more than 14 days from your arrival date, there is no fee and no call necessary to us! Any refunds will be processed within 7-10 business days.*

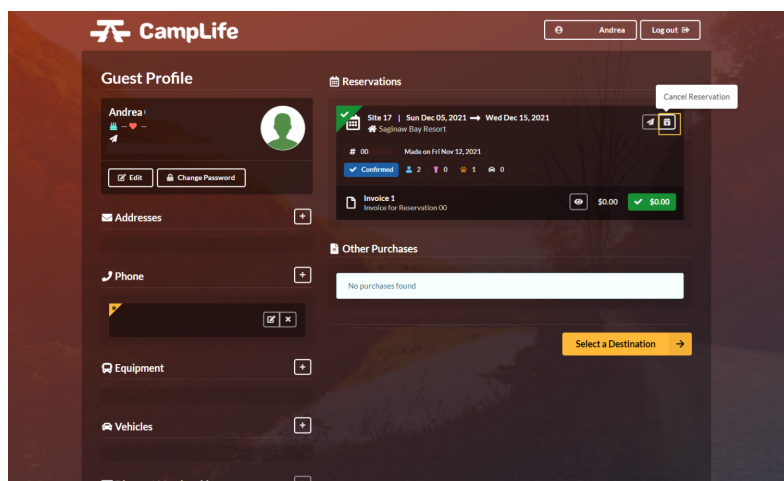
## VISIT [CAMPLIFE.COM](https://www.camlife.com)

Once you're logged in, navigate to your account by selecting your name in the upper right-hand corner.



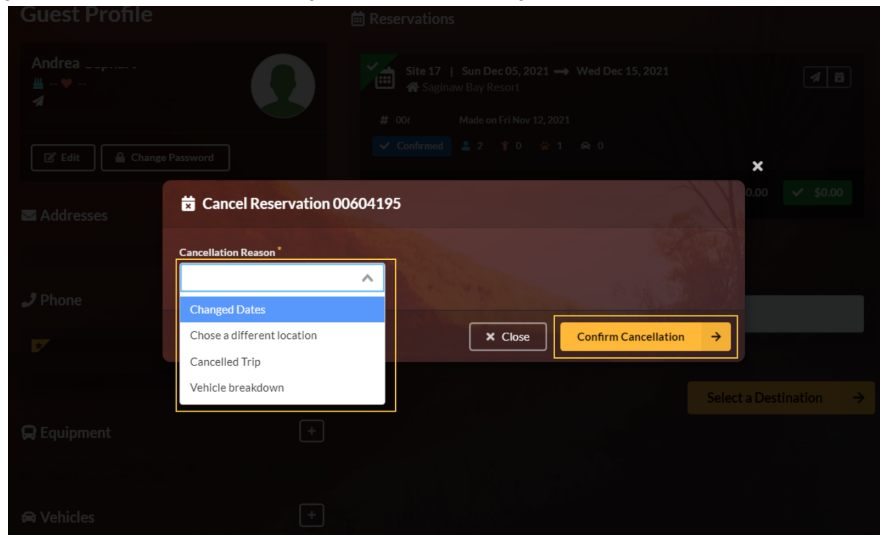
## SELECT THE CANCEL RESERVATION BUTTON

You'll now be navigated to your account where you can see all your upcoming reservations. Find the reservation you're looking for, and you'll now see a cancellation button you can select.



## SELECT YOUR CANCELLATION REASON

A pop-up will appear on your screen with a dropdown to select the reason you're canceling your reservation. Once you've selected your reason, select the "confirm cancellation" button.



## SUCCESS!

Your reservation has now been canceled, all on your own time without needing to give us a call.

